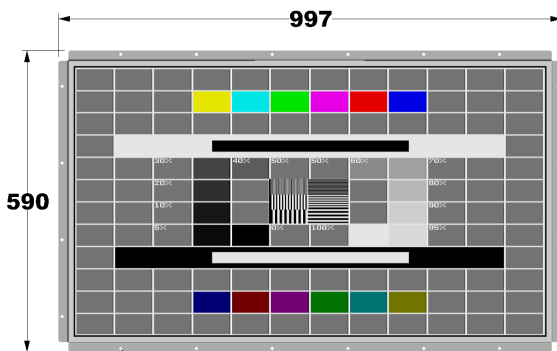
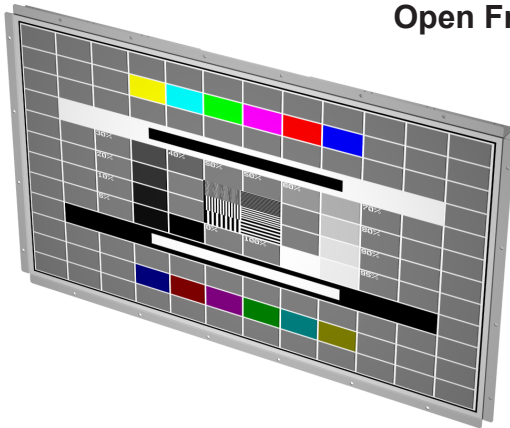
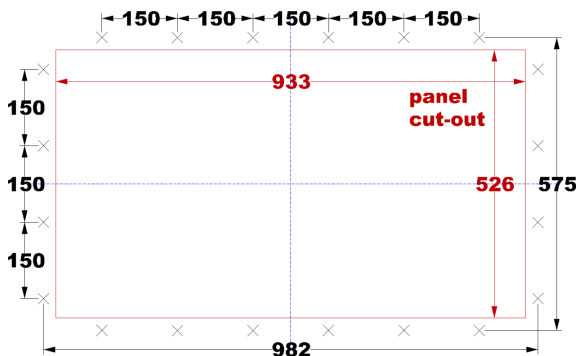
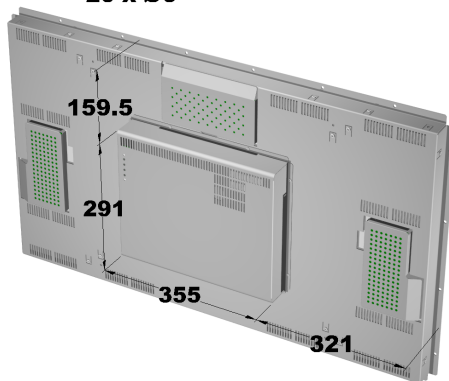


LCD42WF

Open Frame



20 x Ø6



Dimensions in mm

12D

All rights reserved. Specifications subject to change without prior notice

Specifications

LCD Panel

Display Type	42" TFT LCD
Resolution	1920 x 1080
Colors	16.7M
Brightness	500cd/m ² (typ.)
<i>option</i>	up to 700cd/m ² (typ.)
Viewing Angle	178° H, 178° V (typ.)

Interface

VGA Input	HD-Sub 15pin, DVI
<i>option</i>	Video Input - Composite, S-Video, PAL/NTSC, SDI
OSD Control	Brightness, Contrast, Phase, Size, Sharpness, Auto Adjust, etc.

Mechanical

Construction	Steel chassis
Dimension	997 x 590 x 102.5mm
Mounting	Chassis mount 20 x Ø6mm

Electrical

Power Supply	115/230V AC, 50/60Hz
<i>option</i>	24V, 48V DC

Environmental

Temperature	Operating 0°C to 45°C Storage -20°C to 60°C
Humidity	max. 90% RH, non condensing

Options

Infrared control
AC adapter
other options on request

Accessories (included)

Power-cord, VGA-cable, DVI-cable